

### ELECTRICAL DATA (STC)

Model Type	RSM132-8-695BHDG	RSM132-8-700BHDG	RSM132-8-705BHDG
Rated Power in Watts-Pmax(Wp)	695	700	705
Open Circuit Voltage-Voc(V)	49.74	49.83	49.92
Short Circuit Current-Isc(A)	17.74	17.82	17.91
Maximum Power Voltage-Vmpp(V)	41.71	41.78	41.86
Maximum Power Current-Impp(A)	16.68	16.77	16.86
Module Efficiency (%) *	22.4	22.5	22.7
Short Circuit Current-Isc-aBSI(A)	22.26	22.36	22.48

STC: Irradiance 1000 W/m<sup>2</sup>, Cell Temperature 25°C, Air Mass AM 1.5 according to EN 60904-3  
 \* Module Efficiency (%): Round-off to the nearest number  
 Power sorting and binning tolerances: 0-5W; Power measurement tolerance: ±3%  
 Short Circuit Current tolerance: ±4%; Open Circuit Voltage tolerance: ±3%  
 15 Years Limited Product Warranty; 30 Years Limited Power Warranty;  
 Bifacial factor: 85±10% \* Module Efficiency (%): Round-off to the nearest number  
 The first year degradation: 1%, annual degradation: 0.3%, power retention rate within 30 years: 90.3%  
 φVoc=95%±5%, φIsc=85%±10%, φPmax=85%±10%;

### ELECTRICAL DATA (BNPI)

Model Type	RSM132-8-695BHDG	RSM132-8-700BHDG	RSM132-8-705BHDG
Total Equivalent power -Pmax (Wp)	765	770	776
Open Circuit Voltage-Voc(V)	49.74	49.83	49.92
Short Circuit Current-Isc(A)	19.51	19.60	19.70
Maximum Power Voltage-Vmpp(V)	41.71	41.78	41.86
Maximum Power Current-Impp(A)	18.35	18.45	18.55

The electrical data of the 10% rear side power gain is consistent with the BNPI data.  
 BNPI: front side irradiance 1000 W/m<sup>2</sup>, back side irradiance 135 W/m<sup>2</sup>, 25 °C, AM 1.5 according to IEC TS 60904.

### ELECTRICAL DATA (NMOT)

Model Type	RSM132-8-695BHDG	RSM132-8-700BHDG	RSM132-8-705BHDG
Maximum Power-Pmax (Wp)	530.8	534.6	538.5
Open Circuit Voltage-Voc (V)	46.61	46.69	46.78
Short Circuit Current-Isc (A)	14.55	14.61	14.69
Maximum Power Voltage-Vmpp (V)	39.00	39.06	39.14
Maximum Power Current-Impp (A)	13.61	13.68	13.76

NMOT: Irradiance at 800 W/m<sup>2</sup>, Ambient Temperature 20°C, Wind Speed 1 m/s.

### MECHANICAL DATA

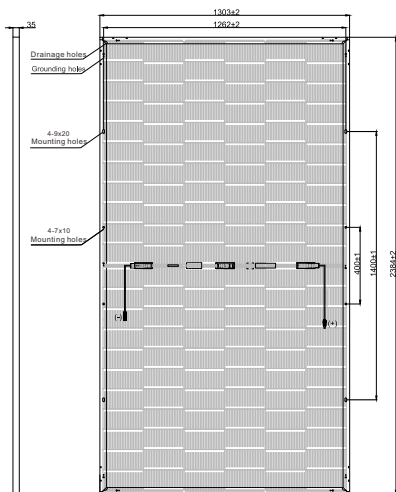
Solar cells	n-type HJT
Cell configuration	132 cells (6×11+6×11)
Module dimensions	2384×1303×35mm
Weight	40kg
Substrate	High Transmission, AR Coated Heat Strengthened Glass
Frame	Heat Strengthened Glass
Frame	High strength alloy steel
J-Box	Potted, IP68, 1500VDC, 3 Schottky bypass diodes
Cables	4.0mm <sup>2</sup> , Positive(+)350mm, Negative(-)230mm (Connector Included), or customized length
Connector	Zhejiang Twinsel Electronic Technology Co.,Ltd. PV-SY02, IP68

### TEMPERATURE & MAXIMUM RATINGS

Nominal Module Operating Temperature (NMOT)	43°C±2°C
Temperature Coefficient of Voc	-0.22%/°C
Temperature Coefficient of Isc	0.047%/°C
Temperature Coefficient of Pmax	-0.24%/°C
Operational Temperature	-40°C~+85°C
Maximum System Voltage	1500VDC
Fire Class According to UL790	CLASS C
Max Series Fuse Rating	35A

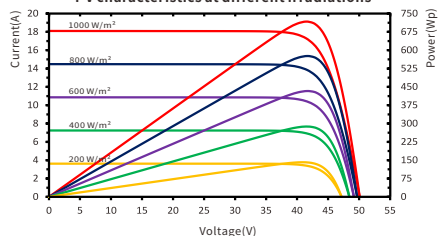
### Dimensions of PV Module

Unit: mm



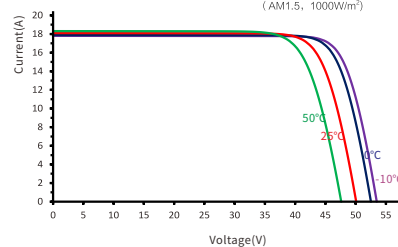
RSM132-8-705BHDG

#### I-V characteristics at different irradiances



#### I-V characteristics at different temperatures

(AM1.5, 1000W/m<sup>2</sup>)



### PACKAGING CONFIGURATION

	40ft(HQ)
Number of modules per container	558
Number of modules per pallet	31
Number of pallets per container	18
Packaging box dimensions (LxWxH) in mm	1320×1120×2520
Box gross weight[kg]	1300



RISEN ENERGY CO., LTD.

Tashan Industry Zone, Meilun, Ninghai 315609, Ningbo | PRC

Tel: +86-574-59953239

Fax: +86-574-59953599

E-mail: marketing@risenenergy.com

Website: www.risenenergy.com

THE POWER OF RISING VALUE

CAUTION: READ SAFETY AND INSTALLATION INSTRUCTIONS BEFORE USING THE PRODUCT.

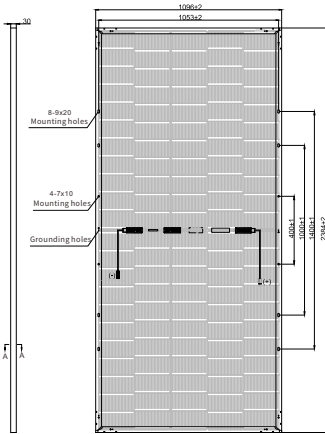
© 2025 Risen Energy. All rights reserved. Contents included in this datasheet are subject to change without notice.

No special undertaking or warranty for the suitability of special purpose or being installed in extraordinary surroundings is granted unless as otherwise specifically committed by manufacturer in contract document.

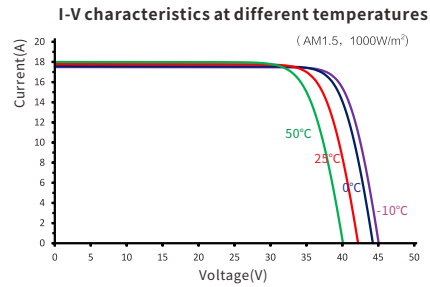
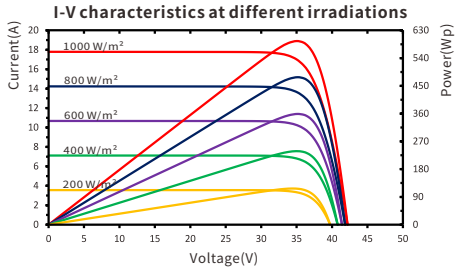
Version: REM132-BHDG-0BB-EN-H1-1-2025-CEC

**Dimensions of PV Module**

Unit: mm



RSM110-8-580BHDG



**PACKAGING CONFIGURATION**

	40ft(HQ)
Number of modules per container	700
Number of modules per pallet	35
Number of pallets per container	20
Packaging box dimensions (LxWxH) in mm	2395 × 1075 × 1235
Box gross weight[kg]	1230

**ELECTRICAL DATA (STC)**

Model Type	RSM110-8-580BHDG
Rated Power in Watts-Pmax(Wp)	580
Open Circuit Voltage-Voc(V)	41.95
Short Circuit Current-Isc(A)	17.50
Maximum Power Voltage-Vmpp(V)	34.86
Maximum Power Current-Impp(A)	16.64
Module Efficiency (%) *	22.2
Short Circuit Current-Isc-aBSI(A)	21.96

STC: Irradiance 1000 W/m<sup>2</sup>, Cell Temperature 25°C, Air Mass AM 1.5 according to EN 60904-3  
 \* Module Efficiency (%): Round-off to the nearest number  
 Power sorting and binning tolerances: 0-5W; Power measurement tolerance: ±3%  
 Short Circuit Current tolerance: ±4% Open Circuit Voltage tolerance: ±3%  
 15 Years Limited Product Warranty; 30 Years Limited Power Warranty;  
 Bifacial factor: 85±10% \* Module Efficiency (%): Round-off to the nearest number  
 The first year degradation: 1%, annual degradation: 0.3%, power retention rate within 30 years: 90.3%  
 qVoc=95%±5%, qIsc=85%±10%, qPmax=85%±10%.

**ELECTRICAL DATA (BNPI)**

Total Equivalent power -Pmax (Wp)	638
Open Circuit Voltage-Voc(V)	41.95
Short Circuit Current-Isc(A)	19.25
Maximum Power Voltage-Vmpp(V)	34.86
Maximum Power Current-Impp(A)	18.30

The electrical data of the 10% rear side power gain is consistent with the BNPI data.  
 BNPI: front side irradiance 1 000 W/m<sup>2</sup>, back side irradiance 135 W/m<sup>2</sup>, 25 °C, AM 1.5 according to IEC TS 60904.

**ELECTRICAL DATA (NMOT)**

Model Type	RSM110-8-580BHDG
Maximum Power-Pmax (Wp)	442.6
Open Circuit Voltage-Voc (V)	39.31
Short Circuit Current-Isc (A)	14.35
Maximum Power Voltage-Vmpp (V)	32.59
Maximum Power Current-Impp (A)	13.58

NMOT: Irradiance at 800 W/m<sup>2</sup>, Ambient Temperature 20°C, Wind Speed 1 m/s.

**MECHANICAL DATA**

Solar cells	n-type HJT
Cell configuration	110 cells (5 × 11 + 5 × 11)
Module dimensions	2384 × 1096 × 30mm
Weight	34kg
Superstrate	High Transmission, AR Coated Heat Strengthened Glass
Substrate	Heat Strengthened Glass
Frame	High strength alloy steel
J-Box	Potted, IP68, 1500VDC, 3 Schottky bypass diodes
Cables	4.0mm <sup>2</sup> , Positive(+)350mm, Negative(-)230mm (Connector Included), or customized length
Connector	Zhejiang Twinsel Electronic Technology Co.,Ltd. PV-SY02, IP68

**TEMPERATURE & MAXIMUM RATINGS**

Nominal Module Operating Temperature (NMOT)	43°C ± 2°C
Temperature Coefficient of Voc	-0.22%/°C
Temperature Coefficient of Isc	0.047%/°C
Temperature Coefficient of Pmax	-0.24%/°C
Operational Temperature	-40°C ~ +85°C
Maximum System Voltage	1500VDC
Fire Class According to UL790	CLASS C
Max Series Fuse Rating	35A



RISEN ENERGY CO., LTD.

Tashan Industry Zone, Meilin, Ninghai 315609, Ningbo | PRC

Tel: +86-574-59953239

Fax: +86-574-59953599

E-mail: marketing@risenenenergy.com

Website: www.risenenergy.com

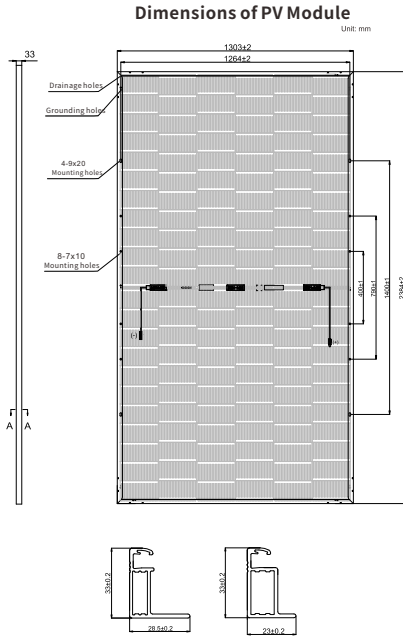
THE POWER OF RISING VALUE

CAUTION: READ SAFETY AND INSTALLATION INSTRUCTIONS BEFORE USING THE PRODUCT.

© 2025 Risen Energy. All rights reserved. Contents included in this datasheet are subject to change without notice.

No special undertaking or warranty for the suitability of special purpose or being installed in extraordinary surroundings is granted unless as otherwise specifically committed by manufacturer in contract document.

**ELECTRICAL DATA (STC)**



Model Type	RSM132-8-710BHDG	RSM132-8-715BHDG	RSM132-8-720BHDG	RSM132-8-725BHDG	RSM132-8-730BHDG
Rated Power in Watts-Pmax(Wp)	710	715	720	725	730
Open Circuit Voltage-Voc(V)	50.01	50.09	50.18	50.26	50.33
Short Circuit Current-Isc(A)	18.00	18.10	18.19	18.29	18.38
Maximum Power Voltage-Vmpp(V)	41.93	42.00	42.08	42.14	42.20
Maximum Power Current-Impp(A)	16.95	17.05	17.13	17.23	17.32
Module Efficiency (%) *	22.9	23.0	23.2	23.3	23.5
Short Circuit Current-Isc-aBSI(A)	22.59	22.72	22.83	22.95	23.07

STC: Irradiance 1000 W/m<sup>2</sup>, Cell Temperature 25°C, Air Mass AM 1.5 according to EN 60904-3  
 \* Module Efficiency (%): Round-off to the nearest number  
 Sorting and binning tolerances: 0-5W Measurement tolerance: ±3%  
 Short Circuit Current tolerance: ±4% Open Circuit Voltage tolerance: ±3%  
 15 Years Limited Product Warranty; 30 Years Limited Power Warranty;  
 Bifacial factor: 85±10% \* Module Efficiency (%): Round-off to the nearest number  
 The first year degradation: 1%, annual degradation: 0.3%, power retention rate within 30 years: 90.3%  
 φVoc=95%±5%, φIsc=85%±10%, φPmax=85%±10%;

**Electrical characteristics with 13.5% rear side power gain**

	781	787	792	798	803
Total Equivalent power -Pmax (Wp)	781	787	792	798	803
Open Circuit Voltage-Voc(V)	50.01	50.09	50.18	50.26	50.33
Short Circuit Current-Isc(A)	19.80	19.91	20.01	20.12	20.22
Maximum Power Voltage-Vmpp(V)	41.93	42.00	42.08	42.14	42.20
Maximum Power Current-Impp(A)	18.65	18.76	18.84	18.95	19.05

Rear side power gain: The additional gain from the rear side compared to the power of the front side at the standard test condition. It depends on mounting (structure, height, tilt angle etc.) and albedo of the ground.

**ELECTRICAL DATA (NMOT)**

Model Type	RSM132-8-710BHDG	RSM132-8-715BHDG	RSM132-8-720BHDG	RSM132-8-725BHDG	RSM132-8-730BHDG
Maximum Power-Pmax (Wp)	542.3	546.2	550.1	553.9	557.7
Open Circuit Voltage-Voc (V)	46.86	46.93	47.02	47.09	47.16
Short Circuit Current-Isc (A)	14.76	14.84	14.92	15.00	15.07
Maximum Power Voltage-Vmpp (V)	39.21	39.27	39.34	39.40	39.46
Maximum Power Current-Impp (A)	13.83	13.91	13.98	14.06	14.13

NMOT: Irradiance at 800 W/m<sup>2</sup>, Ambient Temperature 20°C, Wind Speed 1 m/s.

**MECHANICAL DATA**

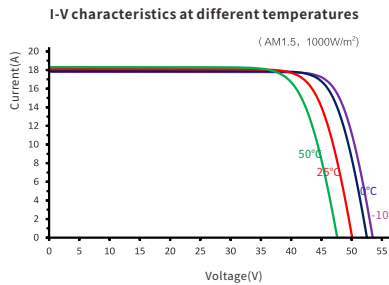
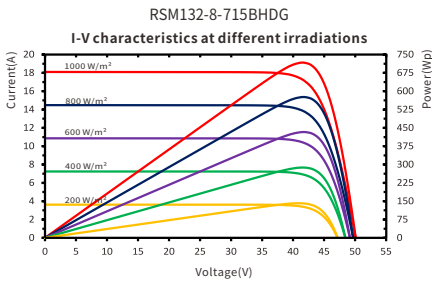
Solar cells	n-type HJT
Cell configuration	132 cells (6×11+6×11)
Module dimensions	2384×1303×30/33/35/40mm
Weight	35.0-43.0kg
Substrate	High Transmission, AR Coated Heat Strengthened Glass
Frame	Heat Strengthened Glass
J-Box	High strength alloy steel
Cables	Potted, IP68, 1500VDC, 3 Schottky bypass diodes
Connector	4.0mm <sup>2</sup> , Positive(+)/350mm, Negative(-)/230mm (Connector Included), or customized length
Connector	Zhejiang Twinsel Electronic Technology Co.,Ltd. PV-SY02, IP68

**TEMPERATURE & MAXIMUM RATINGS**

Nominal Module Operating Temperature (NMOT)	43°C ± 2°C
Temperature Coefficient of Voc	-0.22%/°C
Temperature Coefficient of Isc	0.047%/°C
Temperature Coefficient of Pmax	-0.24%/°C
Operational Temperature	-40°C~+85°C
Maximum System Voltage	1500VDC
Fire Class According to UI790	CLASS C
Max Series Fuse Rating	35A
Limiting Reverse Current	35A

**PACKAGING CONFIGURATION**

	40ft(HQ)
Number of modules per container	594
Number of modules per pallet	33
Number of pallets per container	18
Packaging box dimensions (LxWxH) in mm	1320×1125×2520
Box gross weight[kg]	1289



RISEN ENERGY CO., LTD.

Tashan Industry Zone, Meilun, Ninghai 315609, Ningbo | PRC

Tel: +86-574-59953239

Fax: +86-574-59953599

E-mail: marketing@risenenergy.com

Website: www.risenenergy.com

THE POWER OF RISING VALUE

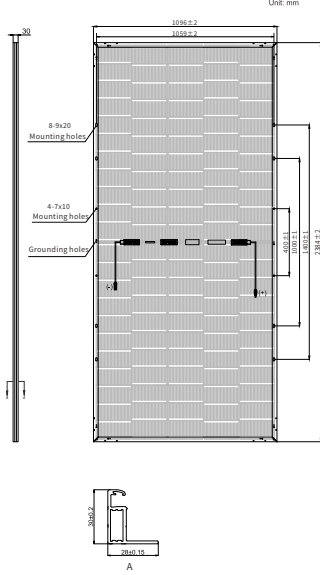
CAUTION: READ SAFETY AND INSTALLATION INSTRUCTIONS BEFORE USING THE PRODUCT.

© 2024 Risen Energy. All rights reserved. Contents included in this datasheet are subject to change without notice.

No special undertaking or warranty for the suitability of special purpose or being installed in extraordinary surroundings is granted unless as otherwise specifically committed by manufacturer in contract document.

Version: REM132-BHDG-0BB-EN-H1-1-2024-CEC

Dimensions of PV Module



ELECTRICAL DATA (STC)

Model Type	RSM110-8-585BHGD	RSM110-8-590BHGD	RSM110-8-595BHGD	RSM110-8-600BHGD
Rated Power in Watts-Pmax(Wp)	585	590	595	600
Open Circuit Voltage-Voc(V)	42.03	42.11	42.19	42.27
Short Circuit Current-Isc(A)	17.60	17.69	17.79	17.88
Maximum Power Voltage-Vmpp(V)	34.95	35.04	35.12	35.20
Maximum Power Current-Impp(A)	16.74	16.84	16.95	17.05
Module Efficiency (%) *	22.4	22.6	22.8	23.0
Short Circuit Current-Isc-aBSI(A)	22.09	22.20	22.33	22.44

STC: Irradiance 1000 W/m<sup>2</sup>, Cell Temperature 25°C, Air Mass AM 1.5 according to EN 60904-3  
 \* Module Efficiency (%) Round-off to the nearest number  
 Sorting and binning tolerances: 0-5W Measurement tolerance: ±3%  
 Short Circuit Current tolerance: ±4% Open Circuit Voltage tolerance: ±3%  
 15 Years Limited Product Warranty; 30 Years Limited Power Warranty;  
 Bifacial factor: 85±10% \* Module Efficiency (%) Round-off to the nearest number  
 The first year degradation: 1%, annual degradation: 0.3%, power retention rate within 30 years: 90.3%  
 qVoc=95%±5%, qIsc=85%±10%, qPmax=85%±10%.

Electrical characteristics with 13.5% rear side power gain

	643	649	654	660
Total Equivalent power -Pmax (Wp)	643	649	654	660
Open Circuit Voltage-Voc(V)	42.03	42.11	42.19	42.27
Short Circuit Current-Isc(A)	19.36	19.46	19.57	19.67
Maximum Power Voltage-Vmpp(V)	34.95	35.04	35.12	35.20
Maximum Power Current-Impp(A)	18.41	18.52	18.65	18.76

Rear side power gain: The additional gain from the rear side compared to the power of the front side at the standard test condition. It depends on mounting (structure, height, tilt angle etc.) and albedo of the ground.

ELECTRICAL DATA (NMOT)

Model Type	RSM110-8-585BHGD	RSM110-8-590BHGD	RSM110-8-595BHGD	RSM110-8-600BHGD
Maximum Power-Pmax (Wp)	446.4	450.2	454.2	457.9
Open Circuit Voltage-Voc (V)	39.38	39.46	39.53	39.61
Short Circuit Current-Isc (A)	14.43	14.51	14.59	14.66
Maximum Power Voltage-Vmpp (V)	32.68	32.76	32.84	32.91
Maximum Power Current-Impp (A)	13.66	13.74	13.83	13.91

NMOT: Irradiance at 800 W/m<sup>2</sup>, Ambient Temperature 20°C, Wind Speed 1 m/s.

MECHANICAL DATA

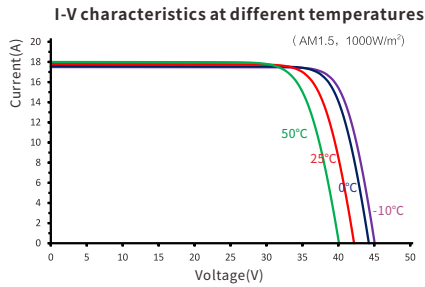
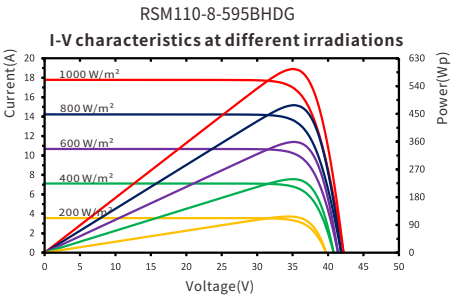
Solar cells	n-type HJT
Cell configuration	110 cells (5×11+5×11)
Module dimensions	2384×1096×30/33/35/40mm
Weight	31.0-38.0kg
Superstrate	High Transmission, AR Coated Heat Strengthened Glass
Substrate	Heat Strengthened Glass
Frame	Anodized Aluminium Alloy, Silver Color
J-Box	Potted, IP68, 1500VDC, 3 Schottky bypass diodes
Cables	4.0mm <sup>2</sup> , Positive(+)350mm, Negative(-)230mm (Connector Included), or customized length
Connector	Zhejiang Twinsel Electronic Technology Co.,Ltd. PV-SY02, IP68

TEMPERATURE & MAXIMUM RATINGS

Nominal Module Operating Temperature (NMOT)	43°C±2°C
Temperature Coefficient of Voc	-0.22%/°C
Temperature Coefficient of Isc	0.047%/°C
Temperature Coefficient of Pmax	-0.24%/°C
Operational Temperature	-40°C~+85°C
Maximum System Voltage	1500VDC
Fire Class According to UL790	CLASS C
Max Series Fuse Rating	35A
Limiting Reverse Current	35A

PACKAGING CONFIGURATION

	40ft(HQ)
Number of modules per container	700
Number of modules per pallet	35
Number of pallets per container	20
Packaging box dimensions (LxWxH) in mm	2395×1075×1235
Box gross weight[kg]	1200



RISEN ENERGY CO., LTD.

Tashan Industry Zone, Meilin, Ninghai 315609, Ningbo | PRC

Tel: +86-574-59953239

Fax: +86-574-59953599

E-mail: marketing@risenenergy.com

Website: www.risenenergy.com

THE POWER OF RISING VALUE

CAUTION: READ SAFETY AND INSTALLATION INSTRUCTIONS BEFORE USING THE PRODUCT.

© 2024 Risen Energy. All rights reserved. Contents included in this datasheet are subject to change without notice.

No special undertaking or warranty for the suitability of special purpose or being installed in extraordinary surroundings is granted unless as otherwise specifically committed by manufacturer in contract document.